



ARGYLL AND BUTE COUNCIL SECONDARY SCHOOL ATTAINMENT REPORT AREA COMMITTEE



Hermitage Academy

June 2024

School information/school context:

Hermitage Academy is a six year non-denominational comprehensive secondary school, located in Helensburgh, in Argyll and Bute. The current building was completed in 2008 and provides exceptional accommodation indoors and out to meet a huge variety of needs for our ever-growing range of courses.

At the 2023 census, the school roll stood at 1284 pupils, it was 1254 in 2022. The FTE staffing complement is 89.74. The percentages of pupils accessing free school meal entitlement is 10.6%. Hermitage Academy serves a geographically diverse area, and a broad range of families in terms of socio-economic status and employment. The catchment includes both urban and rural areas and many families are also employed by the Ministry of Defence, in a wide range of occupations. Hermitage Academy has excellent links with all associate Primary Schools which are:

Hermitage Aca
to:

airness. Our
priorities take into account the main aims: Raise educational attainment and achievement for all; Use performance information to secure

Section 1 S3 ACEL Attainment in Literacy and Numeracy

School	Level	% Achieved			
Hermitage Academy		96.0	95.9	95.9	92.7
Argyll & Bute		88.5	86.9	89.0	86.0
Hermitage Academy		73.0	72.9	70.5	65.2
Argyll & Bute		54.4	51.4	53.8	56.4

Evaluative Comment

Overall attainment in Literacy and Numeracy levels for session 22/23 is very positive in comparison to Local Authority figures.

As highlighted as green in the table above, 100% of measures are higher than Local Authority averages.

Listening and Talking at level 4 and numeracy at level 3 have been areas for development within the school over the past year and we are particularly delighted to see the improvement of performance in these areas.

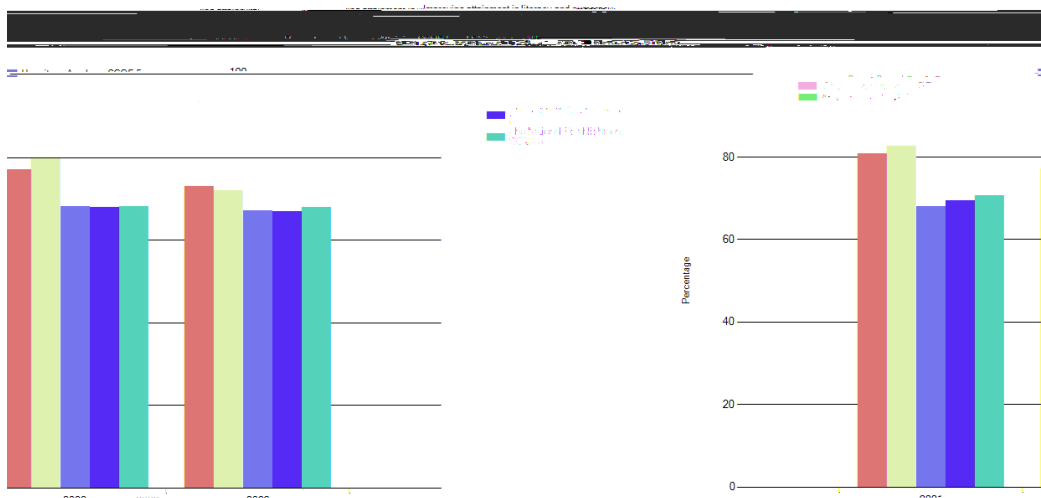
Section 3 Insight Data

What is Insight Scotland?

Insight is

Evaluative Comment

The percentage of our young people who leave school with both literacy and numeracy at level 4 is above the Local Authority average and below the virtual comparator in session 2022-23. The percentage of pupils leaving Hermitage Academy with both Literacy and Numeracy at level 5 is above the Virtual Comparator value, local authority average, Northern Alliance average and national average in all measures.



Evaluative Comment

The percentage of our young people who leave school with both literacy and numeracy at level 6 in 2022-23 is above the Virtual Comparator value, local authority average, Northern Alliance average and national average in all measures.

3b Increased post-school participation

Evaluative Comment

Over the last three years the participation rate of our young people in senior school at Hermitage Academy has grown steadily. 94.9% in 2020-21, 95.4% in 2021/22 and 96.1% in session 2022/23.

3c Improving attainment for all

Evaluative Comment

The improving attainment for all measure is split into looking at groups of young people. Highest 20%, middle 60% and lowest 20% of performers. The Hermitage Academy average for both highest 20% and middle 60% is higher than National, Argyll and Bute and Northern Alliance values. The school average

3d

Section 4 Wider Achievement Qualifications

National Certificates; Higher National Certificates; Scottish Vocational Qualifications; National Progression Awards; Skills for Work qualifications; Foundation Apprenticeships; Scottish Baccalaureate
Overall evaluative comment/narrative on Wider Achievement Qualifications in your school:

The introduction of a number of these awards, for example

The table above demonstrates attendance rates for the previous five years. 2022/23 attendance demonstrates a levelling of the reduction in attendance highlighted last year. However, the trend over time demonstrated that 2021-22 was the lowest level for five years. This is mainly due to the increased trend in unauthorised absence, which mirrors the national picture.

Exclusion

No. of Exclusion Incidents 22-23: 15
 No. of Exclusion Openings 22-23: 55

Measure	17/18	18/19	19/20	20/21	21/22
Exclusions:					
Exclusion Openings - number	120	88	143	168	80
Exclusion Incidents - number	31	29	46	47	17
Number of Pupils	25	23	37	30	16

The table above demonstrates a continuation of the significant reduction in both the number of young people excluded from school and the number of openings this relates to.

As a school we are managing exclusions in a shorter time frame for each incident and this is reflected in the reduction of openings by 32%.

Our whole school nurture approach and that of increased staff training in this area has improved relationships across this school.

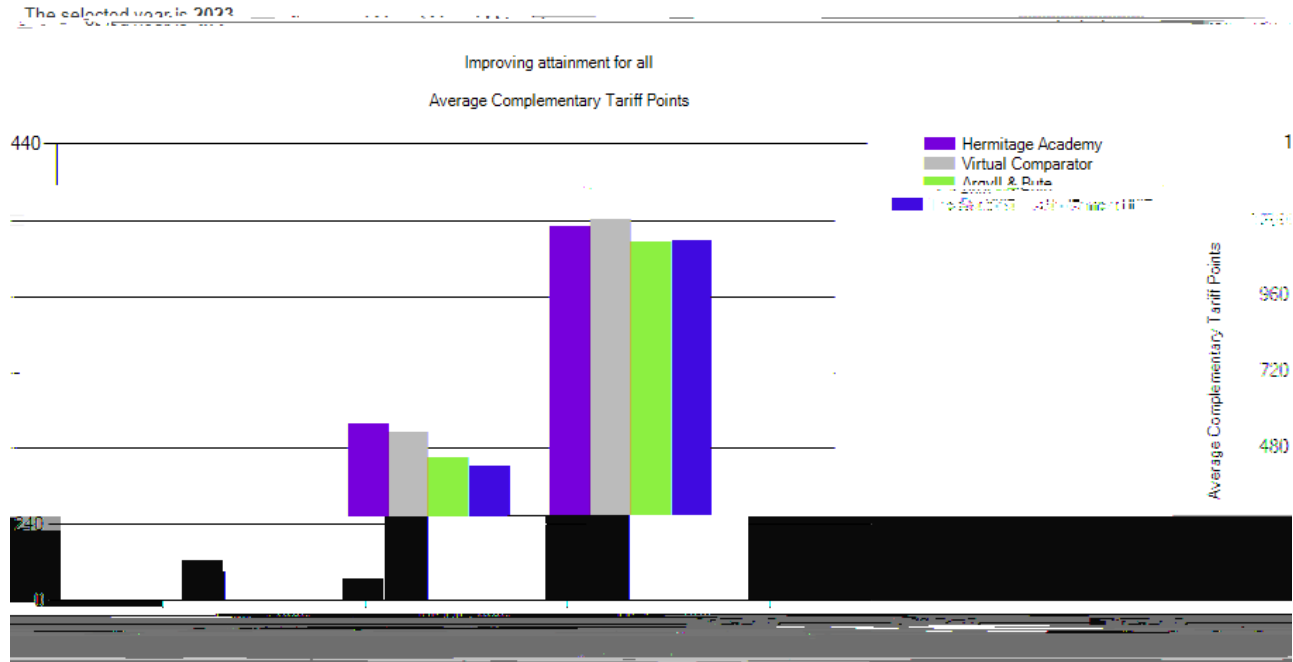
Having achieved our Silver Nurture status we are now carrying out all the requirements for Gold and look forward to our next accreditation visit.

Additional Support Needs

2022-23: 37.67% of the school population

Performance of pupils with Additional Support Needs S4-6

The graph below demonstrates the default comparison of the performance of our young people who have additional supported needs. It highlights a positive picture of performance against the VC, Local Authority and National figures.



SIMD

The graph below demonstrates school performance against National figures relating to SIMD deciles. It highlights that Hermitage Academy is consistently above the national trend line from SIMD 1-10.

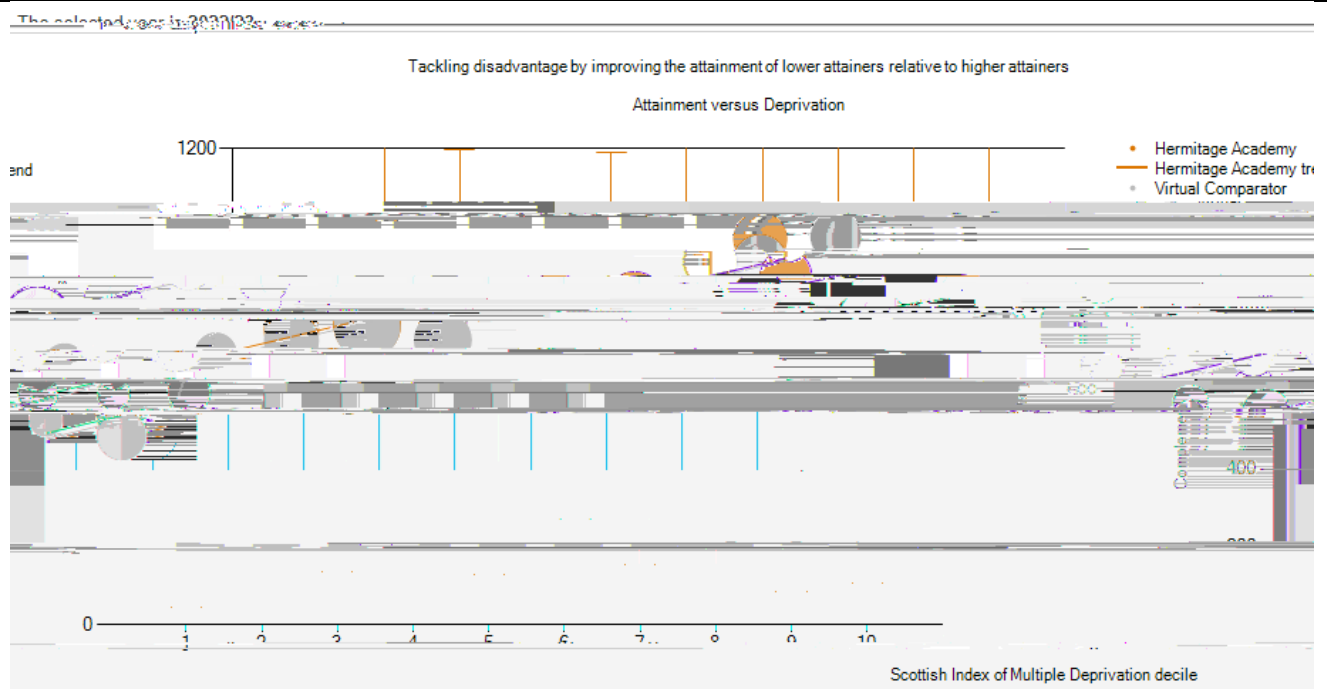
The selected year is 2022/23

Tackling disadvantage by improving the attainment of lower attainers relative to higher attainers

Attainment versus Deprivation



The graph below demonstrates school performance against VC figures. It highlights that Hermitage Academy is above the VC trend line from SIMD 1-10. It is particularly pleasing to see that the school adds the most value from SIMD 1-3.



Drilling down into our own data we have been working with Principal Techers and subject staff to look at performance across the school against SIMD. The table in the SIMD attainment gap section demonstrates pupil performance by year group, stage and by vingintile. It has helped to inform very positive professional dialogue about barriers to learning and strategies to overcome these.

Free School Meal Entitlement

2022/23: 10.6%

The table below demonstrates information around free school meals for the previous five years. The number of pupils taking up the entitlement is higher than the 8.71% figure for last session. Our figure of 10.6% for 2022-23 is the highest over the five year trend.

One of the targets for our Family Liaison Officer over the past year has been to aid families who have not applied for the grant but that we know are eligible. Support with completing and submitting the paperwork for the grant has been very much appreciated by our families.

Measure	17/18	18/19	19/20	20/21	21/22
Free School Meals (number of pupils)	108	97	98	132	107
Free School Meals (% of number of pupils)	8.57%	7.74%	8.05%	10.53%	8.71%
Free School Meals (%) - Authority Average	9.45%	11.31%	10.75%	12.29%	12.94%
Free School Meal - National Average for Secondary Schools (%)	14.40%	15.00%	15.60%	N/A	15.14%

Care Experienced (and previously Care Experienced)

2022-23: 4.8% of school roll

Pupil Equity Funding

Rangers FC Charity Foundation Programme

Duke of Edinburgh Award Scheme

The Duke of Edinburgh programme at Hermitage Academy currently has 21 participants. 14 completing the bronze award and 7 completing the silver award. This session we have already completed a Silver expedition and will soon be completing our Bronze expedition. Our pupils are working hard to complete their volunteering, physical and skills sections and in doing so have contributed many hours of volunteering to both the school and local wider communities. This has included participants volunteering at Helensburgh Book Club, at a local animal rescue centre and at local youth clubs. This continues to build on the 338 hours of volunteering contributed by Hermitage Academy DofE participants to the local community in the 2022/23 session.

Our participants that have achieved the award have included their achievement in UCAS applications for Universities and Colleges and have outlined the skills and experiences they have gained through completion of the Duke of Edinburgh Award. We aim to continue to grow the programme within the school and offer as many opportunities as we can for pupils to achieve the award and contribute to the school and wider community.

Flexible Learning Plans

A Flexible Learning Plan (FLP) is a bespoke curricular experience for a young person who either is experiencing problems with school engagement or attendance, or has a specific career pathway which can be best supported through an out of school placement. Normally an FLP involves a young person aspirations and interests.

For the other part of the week, the young person is in school focusing on a specific and targeted group of qualifications and accreditations, including literacy and numeracy and subjects which, again, align FLPs are also used to enable some young people to access college courses alongside their in-school curriculum.

This year, we have had over 20 FLPs created for young people, partnering with employers including Eutopia hair salon, Tulloch ermitage Primary School, UHI Argyll, and Glasgow Clyde College. We have also partnered with Live Argyll who work with young people to gain accreditation for work placements through Employability awards.

For a majority of the young people involved, the flexibility offered through this approach has been of real benefit. Often, young people who find the traditional classroom setting difficult path.

Focus West

We have been delighted to welcome Focus West from the University of Strathclyde into Hermitage Academy. Focus West have worked with our S4 cohort to deliver a range of activities and events to encourage and prepare pupils for Higher Education at college or university. This gives our pupils time to reflect on their prelim experience and begin to think about opportunities open to them beyond school. Focus West have also been working one to one with a targeted group of S5 and S6 pupils to support them with the UCAS application process.

Mentors in Violence Protection (MVP)

70 of our S5 and S6 pupils received training and have qualified to become Mentors in Violence Protection (MVP). Lessons for our S1 pupils, led by our S5/6 mentors have been carried out recently and has very much supported our ambition of becoming a trauma informed school as part of our nurture journey.

Armed Forces Day

We held our annual Armed Forces Fayre at Hermitage Academy in June. Pupils were able to visit stalls and activities supported by the MOD and Police